


Super Slim CAT6A Cooper Patch Cord



Overview

The **w-Intense™ Super Slim CAT6A** Patch Cord delivers 10GBASE-T performance in a compact, 28 AWG design ideal for high-density data centers and enterprise networks. Its 3.8mm slim profile reduces cable volume by over 50%, improving airflow, routing, and rack organization.

Built with stranded copper UTP and precision RJ45 connectors, each assembly is 100% factory-tested to meet ANSI/TIA-568-C.2 and CAT6A 500 MHz standards—offering a perfect balance of space efficiency, flexibility, and reliability for modern network infrastructures.




Features & Benefits

- Ultra-slim 28 AWG design — up to **50% thinner** than standard CAT6A cables
- Tight bend radius enhances **cable routing and airflow**
- 100% continuity and wire map tested for verified reliability
- Length and serial number labeling at both ends for **easy traceability**
- Snagless connectors with **integrated strain relief** for high-density ports
- Flexible construction maintains shape and reduces installation time
- Optional **custom barcoding and bundle configurations** available
- Meets **ANSI/TIA-568-C.2** and **CAT6A 500 MHz** performance standards
- Constructed from **4-pair 28AWG stranded UTP copper**
- Available in multiple **colors and lengths** for streamlined organization

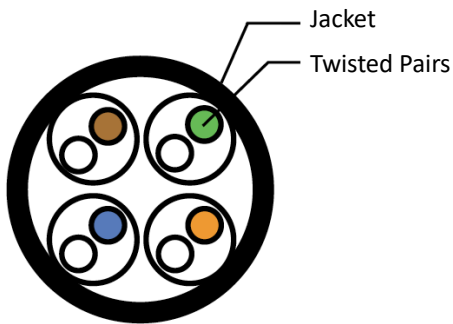
Applications

- 10GBASE-T Ethernet networks
- Data center I/O consolidation
- Server virtualization and cloud environments
- Backbone aggregation
- High-density patch panels and network racks
- Parallel processing and high-speed computing systems

Super Slim CAT6A Cooper Patch Cord



Cable Cross-Section



Technical Information

Conductor: Bare Copper 28AWG

Jacket: PVC (CM)

Outer Diameter: 3.8+/- 0.2mm

Operating temperature: -20°C to 60°C

Storage temperature: -20°C to 70°C

Plug housing: UL94V-0 rated clear Polycarbonate

Contacts: Gold plated phosphor bronze

Standards Compliance

- ANSI/TIA-568-C.2
- ANSI/TIA-968-A
- © UL
- RoHS



Product Selection

Part Number: 71-1068A-BCDE

| A (CAT 6A) | BC (Jacket Color) | DE (Feet/Meter) |
|------------|-------------------|-----------------------------|
| | BL (Blue) | Recommended up to 10 Meters |
| | BK (Black) | |
| | GN (Green) | |
| | GY (Gray) | |
| | OR (Orange) | |
| | PP (Purple) | |
| | RD (Red) | |
| | WH (White) | |
| | YW (Yellow) | |